

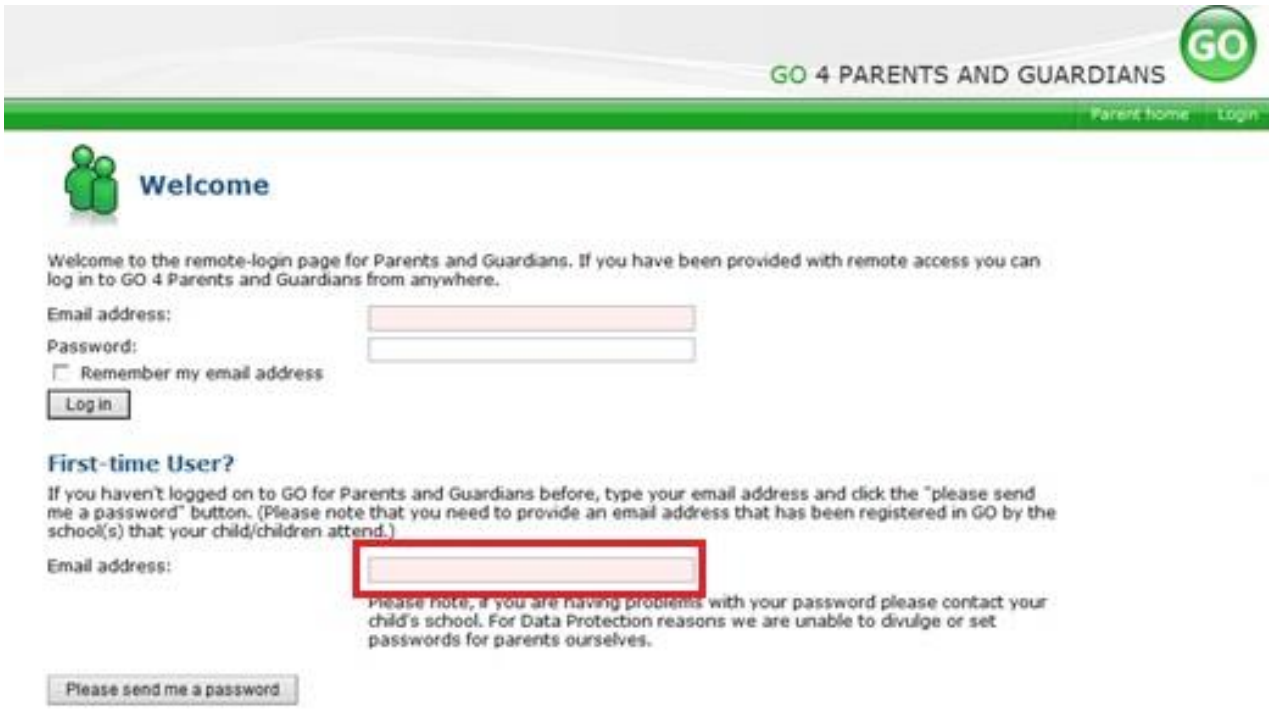
Are you using Go 4 Schools?

Using GO 4 Schools, you will be able to view your child's progress online and access the following information at any time:

- **Homework** - Homework tasks due in the next 7 days
- **Attendance** - Shown from the start of the academic year
- **Timetable** - Your child's daily and weekly timetable
- **Behaviour information**

1. Registering & Receiving your Password for the Online System

To request a password for GO 4 Schools, please enter your email address into the First-time User field and click 'Please send me a password'. A randomised password will then be generated and sent to your email address. You will then be able to log into the site and view your child's page.



GO 4 PARENTS AND GUARDIANS

Parent home Login

Welcome

Welcome to the remote-login page for Parents and Guardians. If you have been provided with remote access you can log in to GO 4 Parents and Guardians from anywhere.

Email address:

Password:

Remember my email address

Log in

First-time User?

If you haven't logged on to GO for Parents and Guardians before, type your email address and click the "please send me a password" button. (Please note that you need to provide an email address that has been registered in GO by the school(s) that your child/children attend.)

Email address:

Please note, if you are having problems with your password please contact your child's school. For Data Protection reasons we are unable to divulge or set passwords for parents ourselves.

Please send me a password

What you will see

Homework

Any homework tasks that are due in the next 7 days will be shown in the 'Ongoing and Recent Homework Tasks' area. This area shows the date the homework task is due, the subject, the title of the task as well as a guide of the amount of time the task will take and when it was set.

Attendance Data

This information is always shown up to, and including, the previous day.

Timetable

A summary of your child's timetable for the present day, plus a link to view their full timetable.


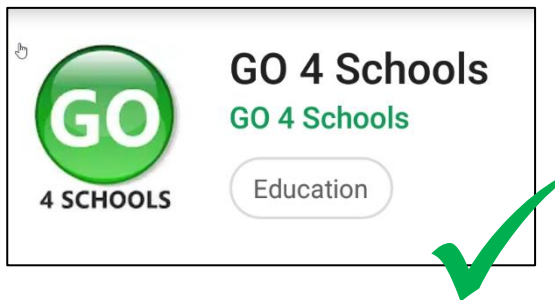
Behaviour Data

The first table shows the last five events recorded for your child, but you can also view a full history of for the current academic year by clicking on the 'All events in...' link. The following charts show your child's behaviour over time, the bar chart shows the weekly scores and the line graph shows the cumulative scores for the year.

2. Go 4 Schools Phone App

Once you have registered for Go 4 Schools and received your password, you will be able to download the phone app.

To do this, visit your app store and select GO 4 Schools, alternatively follow the link from the school website, then follow the on screen instructions. You will need your email and GO 4 Schools password to login. There are two similar looking apps, please take care to download the correct one.



To Get Started

Click on the app to open.
Type in email address and password
Click on 'log in'

Once in the app the timetable, homework, attendance and behaviour information for the student can be viewed.

Follow screen prompts to easily navigate to the information you wish to view.

Further detailed information on specific homework, click on the Homework card.

Click on the particular homework you wish to view.

Documents attached to homework, which are required for its completion, are also made available here.

From the student homepage, you can also click on the 'hamburger menu' (shown in the circle) to access account information.

For further assistance or advice regarding logging in or using the software or app, please contact:

Mary-Anne.Walker@theferrers.org

